

G2300M Million Lock Push Lock

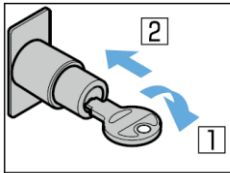
Features

- For wooden double sliding doors, can also be used for metal framed glass doors and sheet metal double sliding doors when mounting plate is removed
- 1 million key changes available. Master key system available on request (max. 2,520 key changes per master key)
- Keys can be shared with **Million Lock Series**

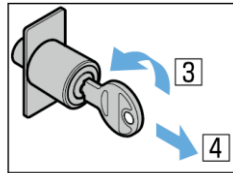
Parts Included

- Countersunk head wood screw 2.7×16 (SUS)

Lock

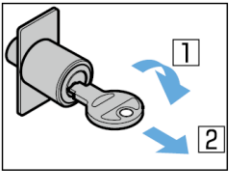


Turn key 90° to the right, push in.

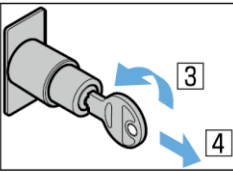


Turn key 90° to the left, and remove.

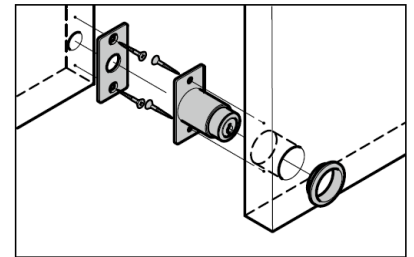
Unlock



Turn key 90° to the right and lock will automatically disengage.

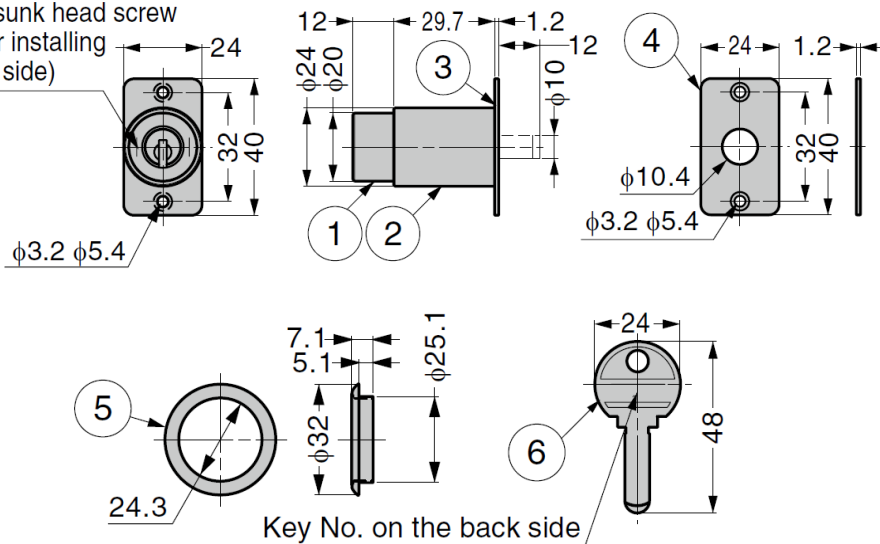


Turn the key 90° back and remove.



No.	Part Name	Material	Finish
①	Body	Brass	Chrome
②	Cylinder Case	Zinc Alloy (ZDC)	
③	Mounting Plate	Stainless Steel (SUS304)	Barrel Polished
④	Strike		
⑤	Ring	Brass	Chrome
⑥	Key		Nickel

Countersunk head screw
M2.6 (for installing
③, back side)



Key No. on the back side

Part No.	Key Type	Cylinder Diameter	Door Thickness
G2300M-B	Keyed Differently	16	30
G2300M-D	Keyed Alike		